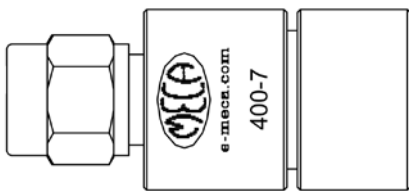
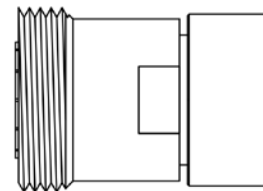




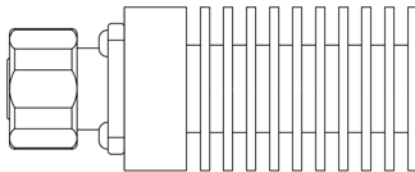
Max Power (Watts)	Series	Connector	Freq (GHz)	L" x OD" (Nom)
5	400-X	N-M / F	Hz - 12.4	1.50 x .82
5	400-7 / -8	SMA-M / F	Hz - 18.0	1.12 x .50
5	405-X	N, BNC, TNC M / F	Hz - 3.0	1.50 x .82
5	405-1C	N-M w/Chain	Hz - 3.0	1.60 x .83
5	405-11 / -12	7/16 DIN M / F	Hz - 3.0	2.0 x 1.06
5	400-11 / -12	7/16 DIN M / F	Hz - 7.5	2.0 x 1.06
5	405-14 / -15WWP	4.1/9.5 M / F	Hz - 4.0	2.4 x 1.25
10	417-1 / -2	SMA-M / F	Hz - 18.0	1.97 x .64
10	417-11A / -12A	7/16 DIN M / F	Hz - 3.0	2.0 x 1.06
10	417-14 / -15WWP	4.1/9.5 M / F	Hz - 4.0	3.15 x 1.25
15	403-X	N, SMA M / F	Hz - 12.4	2.50 x 1.25
25	407-X	N, SMA M / F	Hz - 6.0	2.77 x 1.62
25	407-11 / -12	DIN-M / F	Hz - 4.0	4.03 x 1.62




400-7



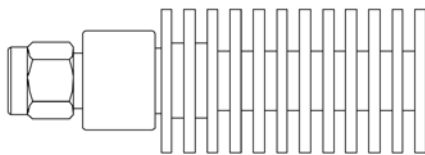
400-12



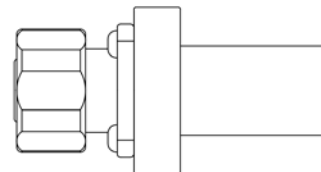
417-14WWP



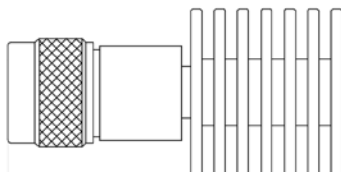
405-1



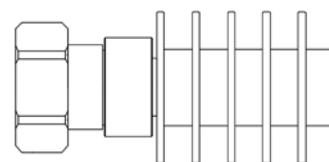
417-1



405-14WWP



403-1



407-11