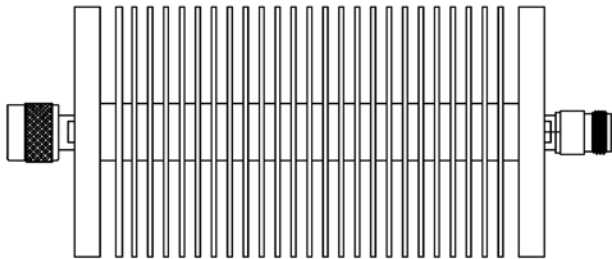





# Attenuators 100-150 Watt



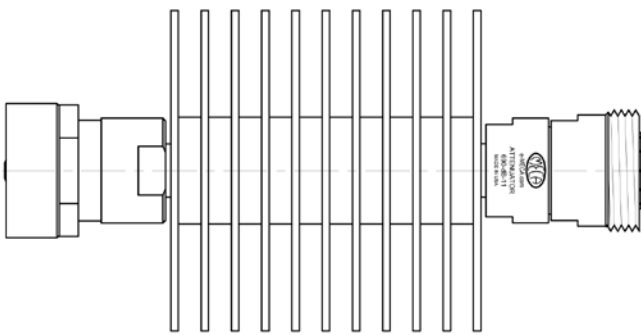
Max Power (Watts)	Series	Attenuation (dB)	Freq (GHz)	Connector	L" x OD"
100	690-dB-1	3, 6, 10, 20, 30 & 40	Hz - 3.0	N M / F	8.0 x 3.50
100	BRK690-dB-1	3, 6, 10, 20, 30 & 40	Hz - 3.0	N M / F	8.0 x 8.31
100	690-dB-11	3, 6, 10, 20, 30 & 40	Hz - 4.0	7/16 DIN M / F	5.98 x 3.0
150	697-dB-1	3, 6, 10, 20, 30 & 40	Hz - 3.0	N M/F M / F	7.97 x 5.0
150	BRK697-dB-1	3, 6, 10, 20, 30 & 40	Hz - 3.0	N M / F	7.97 x 8.31



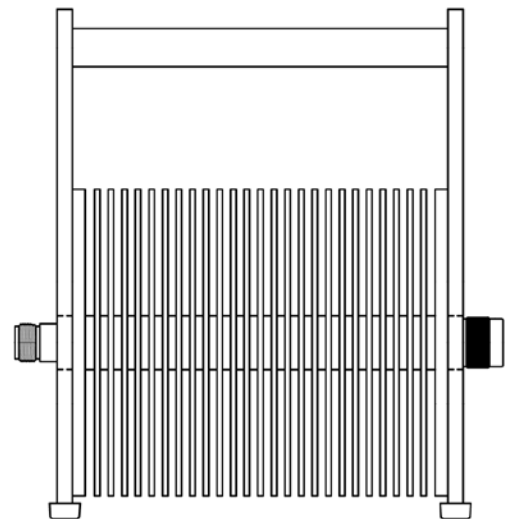
690-dB-1



697-dB-1



690-dB-11



BRK697-dB-1

Input Power Attenuated						
0 dB	1 dB	2 dB	3 dB	4 dB	5 dB	6 dB
0 %	20.57 %	36.9 %	49.88 %	60.19 %	68.38 %	74.88 %
7 dB	8 dB	9 dB	10 dB	20 dB	30 dB	40 dB
80.05 %	84.15 %	87.41 %	90 %	99 %	99.9 %	99.99 %